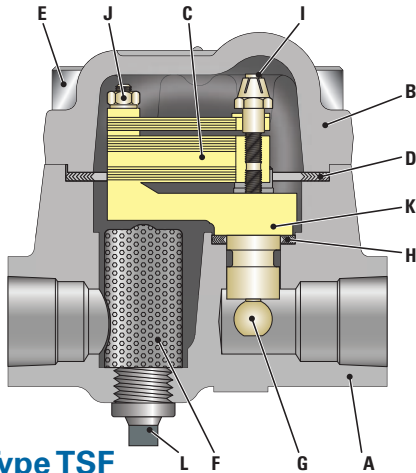


# VELAN FORGED TSF STEAM TRAPS



Type TSF

## STANDARD MATERIALS

PART	MATERIALS
A	Body Forged carbon steel A 105 (C. Max. 0.25)
B	Cover Same as body material
C	Bimetal element Truflex GB-14
D	Cover gasket S/S 321 spiral wound with graphite filler
E	Cover bolt Chrome moly.alloy
F	Strainer Stainless steel
G	Stem and ball SS, ball valve 58 Rc min.
H	Cage unit gasket S/S 321 spiral wound with graphite filler
I	Self-lock adjusting nut Stainless steel
J	Fixing screw Stainless steel
K	Bimetal holder (1) Stainless steel
L	Plug 3/8 NPT Carbon steel

(1) Seat hardfaced Stellite 6.

## APPLICATIONS

Storage tank heating, sterilizers, cookers, dry kilns, water heaters, greenhouse coils, fuel oil heaters, drip legs, drum dryers, platen presses, tire moulds, steam tracing or instrument cabinet service etc.

## CONNECTIONS

- Screwed
- Socketweld
- Buttweld
- Flanged

## ENGINEERING DATA

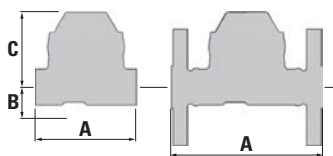
PRESSURE RANGE (2) psi/bar	PMO psi/bar	MATERIAL	MAX TEMP °F/°C	ORIFICE in/mm	MAX CAPACITY lb/hr/kg/hr
0-200 (0-14)	200 (14)	A105	850(1) 454	3/8 9.5	2,000 909
200-485 (14-33.5)	485 (33.5)			1/4 6.4	1,400 636

(1) Permissible, but not recommended for prolonged use above 800°F (426°C).

(2) Pressure range indicated in the above table is the preferred operating range, however the trap is functional from 0psi to its maximum operating pressure.

Maximum body design condition: ANSI/ASME 400  
 PMA = Maximum allowable pressure: 990psi@100°F (68bar.g@38°C)  
 TMA = Maximum allowable temperature: 800°F (427°C)  
 Maximum cold hydrostatic test pressure: 1500psi.g (103 bar.g)  
 TMO = Maximum operating temperature = TMA  
 PMO = Maximum operating pressure: (See Table)

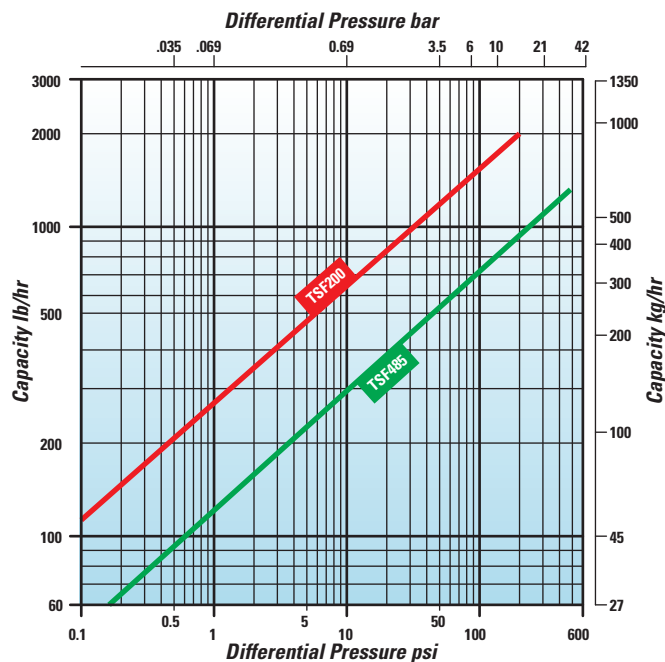
Clearance for Strainer Removal:  
SF 4 1/2 in (114 mm) min.



## DIMENSIONS & WEIGHTS

SIZE in/mm	A FACE TO FACE			B CENTER TO BOTTOM	C CENTER TO TOP	WEIGHT lb/kg		
	SCR/SW	BW	FLG			SCR/SW	BW	FLG
3 1/2 3/4 15 20	4 3/8 111	10 3/8 264	10 3/8 264	1 25	3 1/2 89	8 3.6	9 4	14 6.4

## CONDENSATE CAPACITY



The performance graph indicates the continuous discharge capacities of condensate per hour at various pressure differentials across the trap.

## PRESSURE / TEMPERATURE LIMITS

